



**THE KENNEL CLUB
DOG HEALTH**

Cavalier King Charles Spaniel

Pedigree Breed Health Survey

Forms were received representing 1,244 living dogs & 223 deceased dogs.

Mortality results

A total of 223 deaths were reported, representing 3.97% of all deaths reported in the Pedigree Breed Health survey. The median longevity for the Cavalier King Charles Spaniel was 10 years (Figure 1). Table 1 shows the causes of death for the breed. Age at death is presented for the most common causes in Figure 2.

Table 1 The twenty most common causes of death/reasons for euthanasia (N = 223 deceased dogs).

Cause of death	Number of cases	Proportion (%)
Cardiac (heart) Failure	44	19.73
Old Age	27	12.11
Cardiomyopathy	24	10.76
Syringomyelia	16	7.17
Kidney Failure	15	6.73
Mitral Valve Disease	9	4.04
Seizure	6	2.69
Cancer - unspecified	4	1.79
Cardiac Heart murmur	4	1.79
Cushing's Disease	4	1.79
Epilepsy	4	1.79
Road Traffic Accident	4	1.79
Stroke	4	1.79
Unknown	4	1.79
Brain tumour	3	1.35
Chiari Malformation	3	1.35
Enlarged heart	3	1.35
Liver Failure	3	1.35
Blood vessel tumour (Hemangiosarcoma)	2	0.90
Lupus	2	0.90

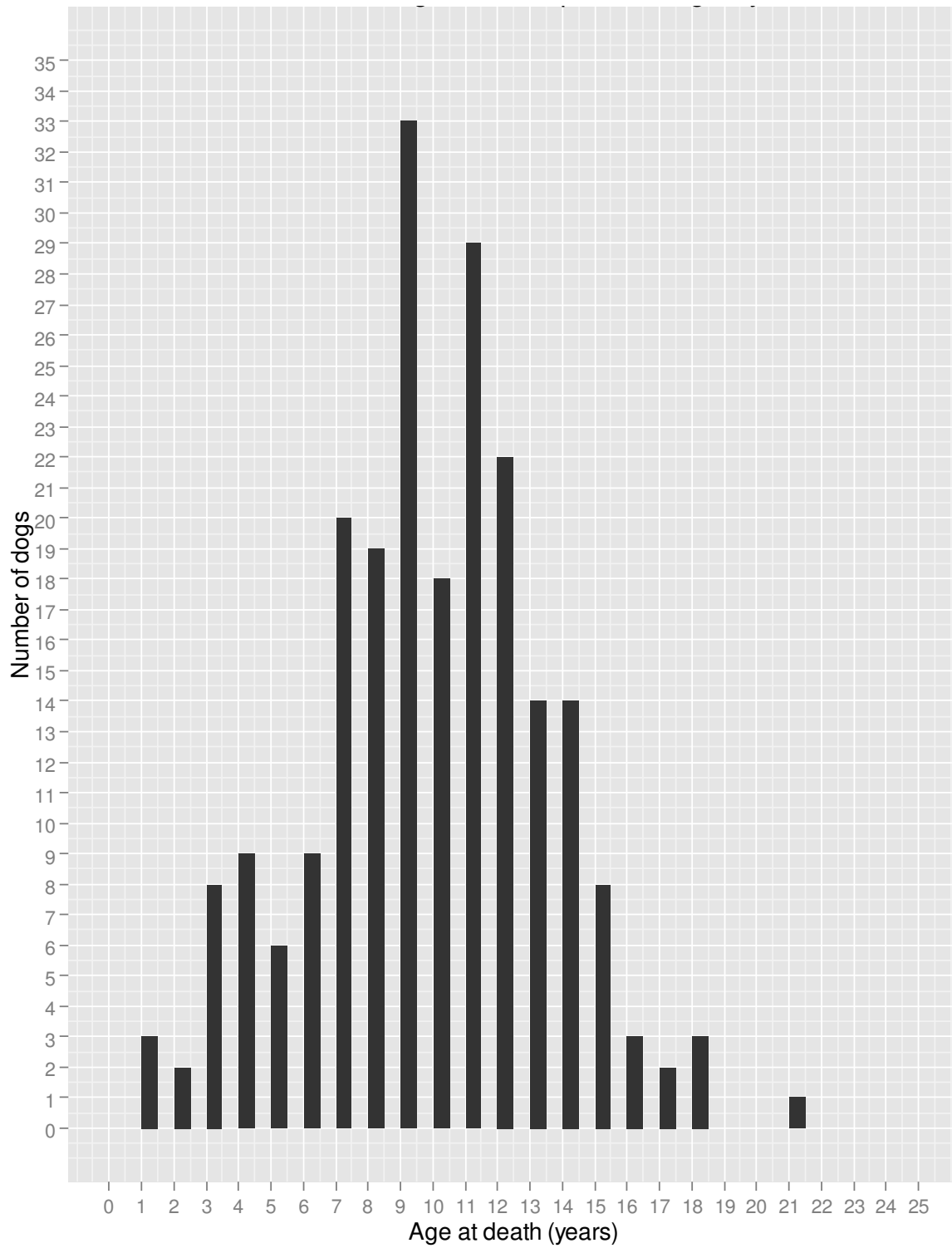


Figure 1: Histogram of the longevity for 223 reported deaths: overall median age at death was 10 years (minimum= 1 year, maximum= 21 years); mean age at death was 9.68 years

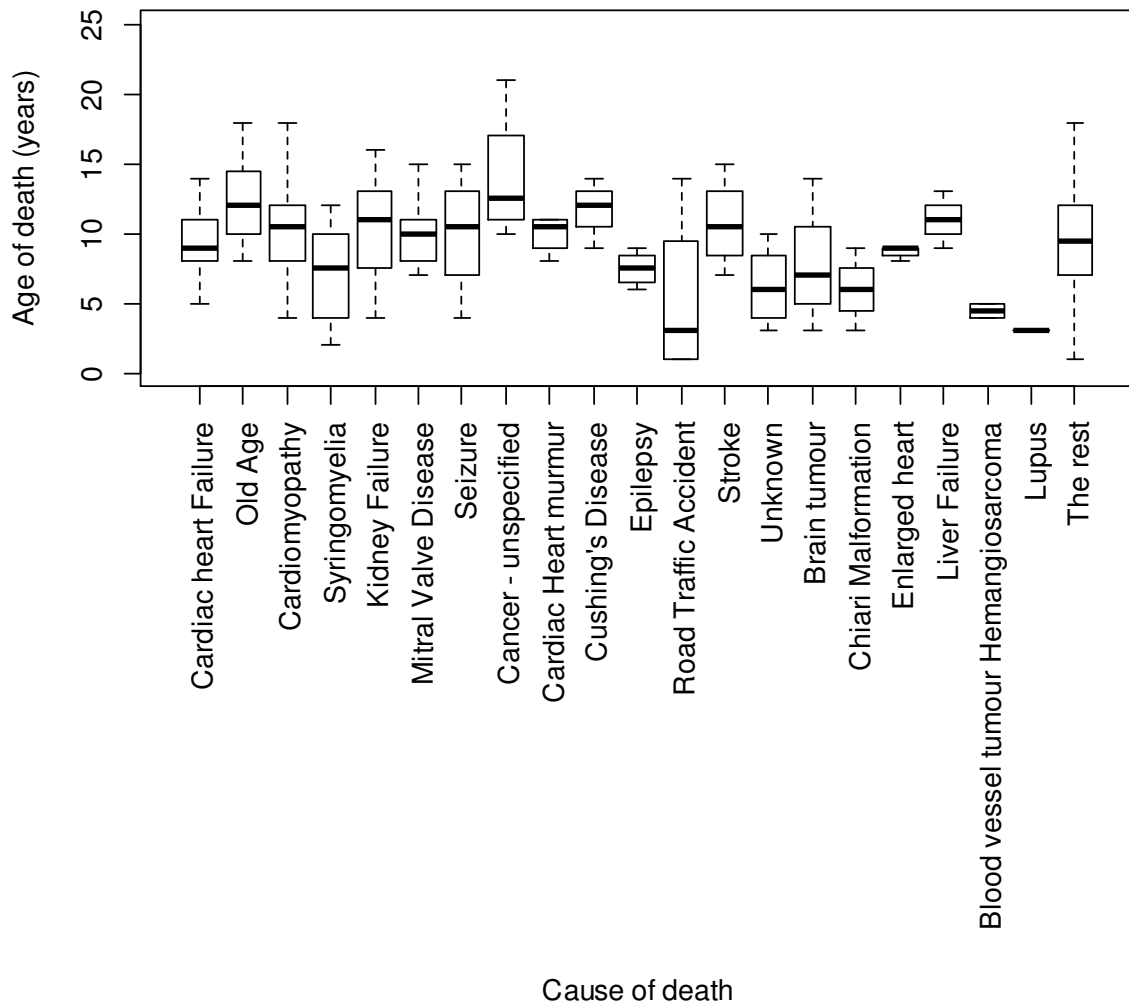


Figure 2: Box and whisker plot of age at death in years for the most twenty common causes of death (N=223). The solid line within each box represents the median age of death from the condition. The box represents 50% of the dogs and the whiskers represent 95% of the dogs for each condition. The circles (o) represent possible outliers

Morbidity results

The 1,244 live Cavalier King Charles Spaniels represented 2.91% of total dogs in the survey. The median age of live dogs for the breed was 5 years (Table 2). Of the 1,244 Cavalier King Charles Spaniels which the survey covers, 649 had reported no conditions and 607 reported affected by at least one condition (min = 1 condition(s), max = 18 conditions), giving a total of 1360 incidents of conditions.

The gender, neuter status and age of neutering summary statistics for Cavalier King Charles Spaniels are shown in Table 3. There were 1049 dogs with responses for Body Condition displayed in Table 4.

The median age the dogs were first affected by a condition was 3 years (min = 0 years, max= 14 years, Figure 3). The ages for the most common conditions is displayed in Figure 4. Table 5 shows the frequency of occurrence of all reported disease conditions for the Cavalier King Charles Spaniel.

Table 2: The summary statistics for the dogs' current age when survey was completed

Number of Dogs	Mean age (years)	Median age (years)	Min age (years)	Max age (years)
1,244	5.071656051	5	0	20

Table 3: Gender, neuter status and age summary statistics for dogs where gender and neuter status was reported

Sex	Neuter status	Age known	Count	Mean age neutered (years)	Median age neutered (years)	Min age neutered (years)	Max age neutered (years)
Female	Neutered	Yes	367	1.78	1	0	12
Female	Neutered	No	7	NA	NA	NA	NA
Female	Not neutered	No	209	NA	NA	NA	NA
Female	Unknown	No	12	NA	NA	NA	NA
Male	Neutered	Yes	385	0.79	0	0	12
Male	Neutered	No	7	NA	NA	NA	NA
Male	Not neutered	No	241	NA	NA	NA	NA
Male	Unknown	No	16	NA	NA	NA	NA

Table 4: The body condition comment and the age of the dog when this comment was made

Body condition	Count	Mean age comment made (years)	Median age comment made (years)	Min age comment made (years)	Max age comment made (years)
No comment was made by vet	66	5.11	5	0	14
Normal	824	4.35	4	0	17
Somewhat overweight	134	5.00	5	0	12
Somewhat underweight	16	5.63	6	0	14
very overweight	7	8.14	8	4	10
Very underweight	2	7.00	7	0	14

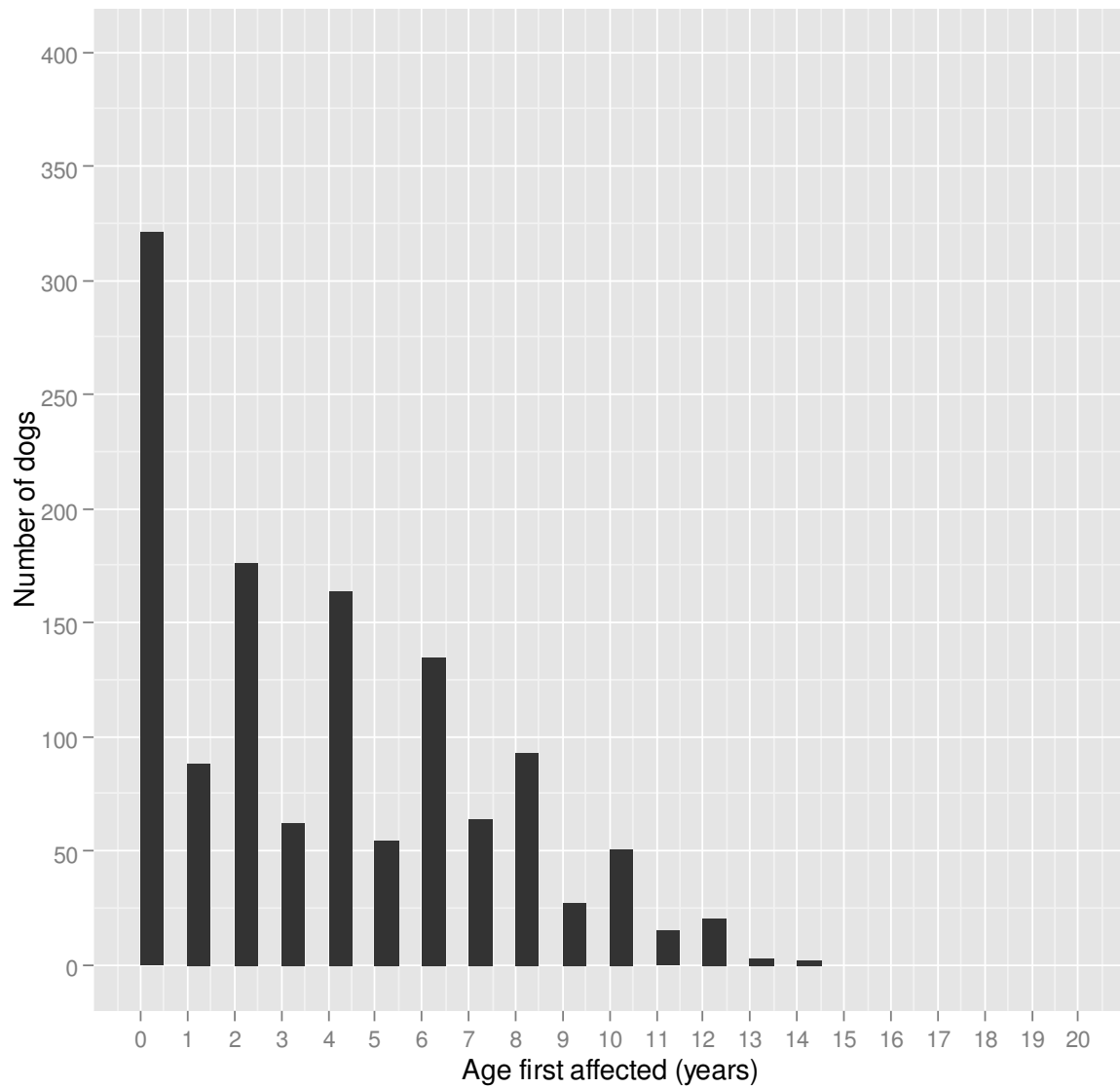


Figure 3: Histogram showing frequency of known age at diagnosis for the disease conditions reported

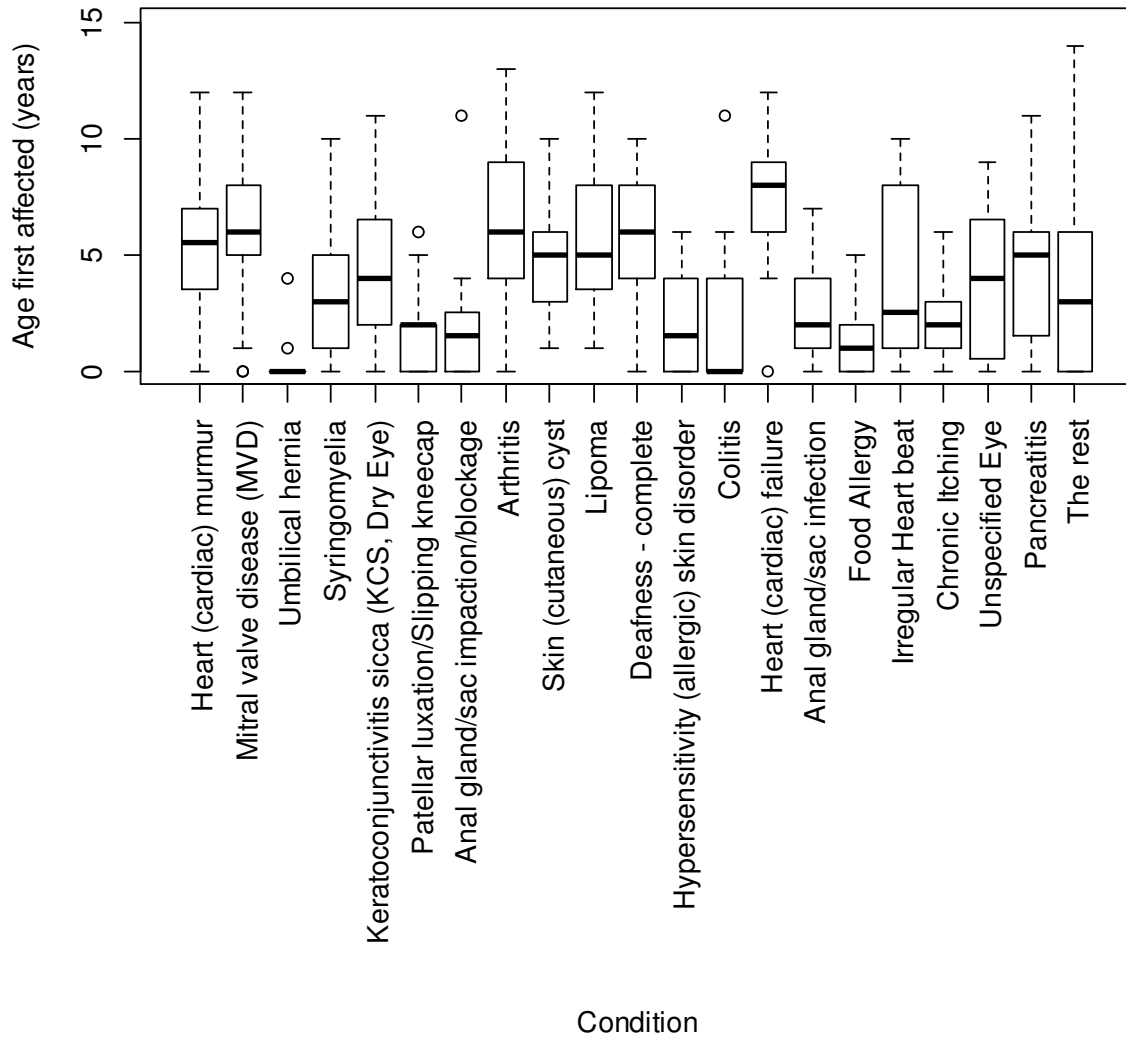


Figure 4: Box and whisker plot of age at diagnosis in years for the most common disease conditions in descending order. The solid line within each box represents the median age at diagnosis from the condition. The box represents 50% of the dogs and the whiskers represent 95% of the dogs for each condition. The circles (o) represent possible outliers

Table 5: The most commonly reported disease conditions in descending order for the breed (N = 1,244 live dogs)

Condition	Number of cases of disease	Proportion (%)	Prevalence (%)
Heart (cardiac) murmur	121	8.90	9.73
Mitral valve disease (MVD)	91	6.69	7.32
Umbilical hernia	78	5.74	6.27
Syringomyelia	62	4.56	4.98
Keratoconjunctivitis sicca (KCS, Dry Eye)	53	3.90	4.26
Patellar luxation/Slipping kneecap	43	3.16	3.46
Anal gland/sac impaction/blockage	35	2.57	2.81
Arthritis	33	2.43	2.65
Skin (cutaneous) cyst	32	2.35	2.57
Lipoma	28	2.06	2.25
Deafness - complete	26	1.91	2.09
Hypersensitivity (allergic) skin disorder	25	1.84	2.01
Colitis	24	1.76	1.93
Heart (cardiac) failure	23	1.69	1.85
Anal gland/sac infection	21	1.54	1.69
Food Allergy	19	1.40	1.53
Chronic Itching	18	1.32	1.45
Irregular Heart beat	18	1.32	1.45
Unspecified Eye	16	1.18	1.29
Blocked tear ducts	15	1.10	1.21

Proportion of morbidity as %= N/1,360 disease conditions, prevalence %= N/1,244 live dogs

Summary

From the dogs surveyed, most Cavalier King Charles Spaniels were not affected by a disease condition (51.67%). The most commonly reported disease condition in live dogs was Heart (cardiac) murmur. The most commonly reported cause of death was Cardiac (heart) Failure.

