

Illustrated breed compendium for

# Lagotto Romagnolo



**Also called the Romagna Water Dog**

**by Renée Sporre-Willes (English version 2010)**

Illustrations by: Renée Sporre-Willes & Cindy Pettersson.

Photographs by: Jochen Eberhardt, Eddie Engstrand, Johan Frick-Meijer, Camilla Karlsson, Åsa Lindholm, Agneta Pamp, Renée Sporre-Willes, Per Undén, Torsten Widholm, Per Åkerlund.  
Copyright belongs to the photographers.



STANDARD:

Lagotto  
Romagnolo

FCI- N°: 298

OFFICIAL FCI STANDARD:  
2010-10-13; english

ORIGIN: Italy

UTILIZATION:  
Truffle dog.

FCI-CLASSIFICATION:  
Group 8  
Section 3, Water Dogs  
Without working trial

STANDARD:

Brief historical summary:

Ancient breed of retrieving water dogs in the lowlands of Comacchio and marshlands of Ravenna. During the centuries, the great marshlands were drained and turned into arable land. Subsequently the Lagotto changed from being a water dog to an excellent dog for searching truffles in the flat open country and in the hills of Romagna.

Behaviour/Temperament:

A natural gift for searching and its very good nose has made the breed very efficient in truffle searching. The former hunting instinct has been modified by genetic selection; eliminated; hence his work is not distracted by the scent of game. The Lagotto is tractable, undemanding, keen affectionate, very attached to his owner and easy to train. He is also a very good companion and an excellent watch-dog.

NOTES:

.....

.....

.....

.....

.....

.....

.....

.....

GRAFIC DESIGN | W&W Communicate AB



This recently found Italian oil painting by Francesco Barbieri, also called Guercino is according to the art professor Giancarlo Sestieri the only known painting where the artist has portrayed himself. The dog (a true to type Lagotto) was a gift to the artist from the rulers in Parma Piacenza, either Rug-giero (1592-1622) or his predecessor Odoardo (1622-1646). It is known that Guercino had a defect eye since childhood. The signifi-cance of the simple woman is not known.



The origin of the Italian Water Dog, centuries ago, was that of a retriever of water fowl in shallow lakes and marshes in the Romagna area. The rustic, original type of dog can still be seen today.



The truffle hunter's most important helper is a dog, preferably a Lagotto with a sensitive nose and a truffle spade and a bag to carry the truffle home! The size of truffles is usually no more that what can be seen in the picture. The exquisite taste – and in particular the delicious flavor is so intense that it is enjoyed in very small portions. The prize of high quality truffle can top that of 18 carat of gold!



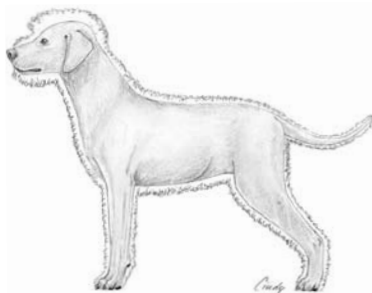
STANDARD:

General appearance:

Small to medium-sized dog, well proportioned, powerfully built, of a rustic appearance, with a dense, curly coat of woolly texture.

Important proportions:

The length of the head is 4/10 of the height at the withers. The dog is nearly as high as long (square). The length of the skull should be slightly more than 50 % of the total length of the head. The length of the muzzle is 2/10 less than that of the skull (44 % to 56 %). The depth of the chest is less than 50 % (about 44 %) of the height at the withers.



COMMENTS:

The ‘General appearance’ is probably the most important information about a breeds looks. It is under this heading we find the proportions, the format, the size and the most significant breed points. The Lagotto is a “small to medium-sized dog” with the ideal height at the withers of 46 cms for males and 43 cms for females. “Well proportioned” means that all details should be in balance according to the proportions stated in the standard. - i.e. Head not too big or too small; unbalanced long, thin neck; heavy, sluggish appearance; low on legs etc. Note that the Lagotto has less depth of chest than height of legs: depth of chest 44% to 56% length of legs, i.e. depth of chest is less than 50% of height at withers.

A ”robust” and ”rustic” dog must give the impression to withstand hard weather conditions and show endurance, strength and sound movement. A Lagotto must never look fragile, elegantly slender nor with a “styled” coat, neither should it be low on legs with a bulky body and sluggish movement with head held low or being shown in thick unattended coat.

The most significant for the Lagotto is its coat that should be: ”a dense, curly coat of woolly texture” which means that a wavy, shiny coat or a voluminous, groomed out coat showing no curls is untypical. The typical coat shows tight ringed curls on top of the thick woolly coat and the curls have a slightly harder texture in the adult dog.

NOTES:

.....

.....

.....

.....



These five males show excellent size, height at withers ca 46-47 cms and all of them have excellent proportions. First from left had the best movement and muscle condition on the day, second fr. left has the best proportions. This photo shows rustic, robust Lagottos with excellent proportions as to length of legs (56%) to depth of chest (44%), remembering that depth of body should be less than 50% of the height at withers.



Adult male with excellent proportions. The coat is always longest on the head which might make the head look bigger than it actually is. Excellent fore- and hindquarters and correctly curled coat as well as length of coat.



Young male with correct proportions, posture and curled woolly coat. Note his big, brown nose and visible eyes.



Heavy male that is low on legs and too short in neck. Although he is well angulated and has correct coat and tail he still lacks the attitude of endurance and strength required in the breed.



Female that is low to ground but with strong neck and backline. Head with good ears but rather flat skull. On the negative side are also weak pasterns, lack of angulation in stifle and diffuse curls although the coat texture is woolly.



STANDARD:

Head

Viewed from above trapezoidal in shape and moderately broad; the upper longitudinal axes of the skull and the muzzle diverge slightly.

CRANIAL REGION:

Skull:

Wide at the level of the zygomatic arches, and as long as wide. Viewed from the side, from occiput to stop, the skull should be longer than the muzzle. It is slightly convex and tends to flatten out at the back skull. Frontal sinuses well developed, superciliary arches marked, medio-frontal furrow pronounced, occipital crest short and not very developed, supraorbital fossae slightly marked.

Stop:

Not too pronounced but evident.

FACIAL REGION:

Nose:

Large with wide open and mobile nostrils. Median groove strongly pronounced. Viewed in profile, the nose continues on the same level as the muzzle and protrudes very slightly from the front edge of the lips. The colour ranges from light to dark brown, depending on the colour of the coat.

Muzzle:

Fairly broad, a little shorter than the skull (ratio: skull 56 %, muzzle 44 %), its depth being only slightly less than the length. It is slightly wedge shaped, giving a rather blunt profile. The nasal bridge has a straight profile.

Lips:

The lips are not too thick; they are rather tight, so that the lower profile of the muzzle is determined by the mandible. They are covered with a long and rather bristly moustache. Viewed from the front, the lips form a wide semi-circle. The colour of the edges ranges from light to dark brown.

Jaws/Teeth:

Jaws strong with almost straight branches and a relatively large mandibular body. Complete scissor or pincer bite with white and well developed teeth. Reverse scissors bite acceptable.

Cheeks:

Flat.

COMMENTS:

The head looks bigger than it actually is because of the longer hair on head. The broad, slightly arched skull together with eyes set well apart and the strong, rather blunt muzzle is what makes a typical head.

Examining the head needs “hands on” as a skillful clip could visually give the appearance of a correct head which might be an illusion an actually have a narrow skull and a long narrow muzzle, unfortunately faults that are quite common in the breed.

The muzzle with its blunt profile is not square but like a triangle with a cut corner ‘trapezoidal’. The nose should be obvious and big and the colour ranges from pale beige/isabella to deep purple brown. Black is disqualifying.

This type of muzzle often has a pincer bite or a reversed scissor bite; both types are permissible in the Lagotto as of course is the regular scissor bite. The message is that with this type of muzzle an overshot bite is completely untypical and consequently is a disqualifying fault and it also eliminates a dog from breeding in countries where such regulations are in practice.



The correct Lagotto head with a blunt muzzle profile but muzzle not too short and with big nose and eyes set well apart.



Three females that show excellent head type with slightly arched skull, correct ear set, blunt muzzle and correct dense woolly & curly coat.



Above. Young female that show a correct profile; slightly diverging line of skull and nasal bridge; slight stop; blunt muzzle and a large nose.

Right. Puppy that is showing the typical blunt profile. This puppy has a reversed scissor bite.



The lines of skull and muzzle are incorrectly parallel and there is also a lack of stop. Muzzle is too long and pointed.



The Italian Lagotto Club (CIL) commissioned this beautiful sculpture by the skilled Italian sculptor Enzo Rabitti to show the typical Lagotto head. The piece is in full scale and shows in an excellent way the correct coat; correct ear set and not least that the eyes should be visible!



Skull that is narrow with ears that are smooth haired and incorrectly hanging flat. Eyes are set too close and pigmentation on nose and lips should be stronger.



STANDARD:

Eyes:

Large, but never exaggerated, rounded, filling the socket, set fairly apart. The colour of the iris ranges from ochre to hazel and dark brown depending on the colour of the coat. Close fitting eyelids; the colour of the eye-rims ranges from light to dark brown. Eyelashes very well developed. Look alert, expression keen and lively.

COMMENTS:

The correct eye set in the fairly broad skull does a lot for the correct expression. The rather large, rounded eyes should give a keen and friendly expression. It is very typical for the Lagotto to look alert and interested.

Even though this compendium does not show untypical, small, almond shaped or pale-coloured eyes they unfortunately exist. To recognize the faulty, one has to be very familiar with the correct, hence the compendiums multitude of pictures with correct type.

NOTES:

.....

.....

.....

.....

.....

.....

.....



This female has been clipped completely to show her excellent head; ear set; lovely eyes and correct blunt muzzle.



Puppy with rounded eyes with excellent colour and a friendly expression.



This dog has small, closely set eyes and the plentiful coat trying to hide it is not working, obviously this dog has not the breed's friendly expression.



Young puppy showing the typical alert attitude and an expression full of interest in his wide set eyes.



Eyes should be visible like in this white/orange coloured dog that has excellent coloured and sized eyes.



Eyes could be slightly more rounded but colour is excellent as well as size. Size must never be exaggerated.



STANDARD:

Ears:

Medium-sized in proportion to the head, triangular with rounded tips; their base is rather wide; they are set just above the zygomatic arches.  
Hanging at rest or slightly raised when the dog is attentive. If pulled towards the nose they should reach the muzzle at 1/4 of its length. On the ears, the hair tends to show looser curls, but remains very wavy. No short hair on the ears. The inner part of the auricle is also covered with hair.

COMMENTS:

Incorrect ears and ear carriage is quite common and is often hidden in too much coat. The Spanish Water Dog has similar features to the Lagotto so it is very important to separate their features. Ears are one such factor. Hence the Lagotto should never have flat, slightly long ears that have pointed tips and are hanging close to the side of the head.  
Sometimes a narrow skull or ears lying flat on the side of the head is hidden in an abundant of groomed out hair on the ears, like in the Bichon Frisé when groomed in an American fashion.  
An abundant amount of groomed out coat on the cheeks and overlong beard can also be aimed to try to hide long, low set ears as well as loose skin on the throat.

NOTES:

.....

.....

.....

.....

.....

.....

.....



Ear's with correct shape and carriage. Excellent size and coat texture as well as length of hair.



Another with excellent ear set, ears of correct size, coat and amount of coat.



Female that have ears of correct size and width. Showing correct ear set when at attention.



Male showing how ears looks slightly higher set when attentive.



Ears that are too long and rather narrow. The too long muzzle and flat skull is not helping.



Untypical ears: that are flat, the wrong shape and low set. The narrow muzzle and thick dewlaps are not helping.



STANDARD:

Neck:

Strong, muscular, lean, of oval cross section; well set off from the nape and absolutely free from dewlap, slightly arched. In males the perimeter of the neck can reach the double of its length. The length of the neck is a little less than the total length of the head.

COMMENTS:

The Lagotto should have a strong, not too long neck, a little less than the length of the head. As the noble character this breed is, he carries his head high which is typical for an alert, attentive and agile Lagotto. The neck should never be long and slender, refined elegance is totally wrong in this rustic breed.

NOTES:

.....

.....

.....

.....

.....

.....

.....



Correct neck and excellent nape and set of neck. The well constructed dog in the picture shows well laid shoulders and upper arms, a necessity for a good neck.



Female with excellent nape and length of neck. She has well made forequarters even if she is a bit low on legs.



Female that lacks balance because of a very short neck and lack of angulations in the forequarters. Also note the incorrect flat, long ears.



Female of attractive type and with a beautiful head but her set of neck is tending a ewe-neck. She lacks angulations in shoulder/upper arm which is a construction that restricts the reach in the front.



STANDARD:

Body:

Compact and strong; as long as the height at the withers.

Topline:

Straight from the withers to the croup.

Withers:

They rise above the level of the croup; the highest points of the shoulder blades are not too close, but quite high set and well laid back.

Back:

Straight, very muscular.

Loin:

Short coupled, very strong, in profile slightly convex. Width is equal or slightly exceeds the length.

Croup:

Long, wide, muscular, slightly sloping (coxal inclination ranges from 25° to 30°).

Chest:

Well developed, reaching down to the elbows. Although fairly narrow in front, from the sixth rib the chest widens backwards.

Underline and belly:

Long sternal section in form of a straight line; the following tuck-up is only slight.

Tail:

Set on neither too high nor too low tapering towards the end. When hanging, it should barely reach the hocks. It is covered with woolly and rather bristly hair. At rest carried scimitar like; when attentive decidedly raised. When working or excited can be carried over the back, but never curled.

COMMENTS:

In common jargon we call the whole upper part of the dog’s body for ‘back’. It might then be considered contradictive to talk about a level back when the standard in one sentence asks for a topline (not necessarily the backline) that is “level from withers to croup” and in the next says the “withers raises above the croup” and then continues to say that the back should be straight. Well, Italian standards are written in a scientific manner which usually means that they are accurate as to the true anatomy. Hence, the withers are the top of the shoulder blades and not the 7 vertebrae’s that forms the actual back and are then higher placed than what technically is the back.

The underline is almost straight, because of the long sternum and is usually seen as parallel to the topline or backline. The belly tuck-up is only very slight. The fashion of scissoring a sharp greyhound tuck-up is totally untypical.

The standard is very liberal about the tail carriage; it could be almost anything but never curled over the back. The Lagotto is a working dog that uses his tale to shows what his scent tells him is hiding under the surface of the soil! The truffle searcher can “read” the dogs tail carriage; high held and stiffly but intensely wagging with nose in ground could mean that “the white gold” with its intense perfume is to be revealed! That is one reason for accepting a high held tail when the dog is attentive or working. When moving in a show ring at trotting pace the tail is often held in line with the back or slightly above. When the dog is standing the tail usually hangs down straight or with a slight curve at the end.



The Lagotto body should combine compactness with a rather narrow front. Long second thigh and short hocks is also important to achieve correct type.



A Lagotto with excellent proportions, and correct body and neck. This dog is well balanced and has excellent tail and coat.



A male with excellent proportions and neck. The required slightly narrow front and then widening chest is clearly defined in this dog.



A female with excellent body and correct, almost parallel topline and underline. Well angulated forequarters and correct tail.



This dog lacks severely in construction. The main problem is a short, steep croup with low set tail; lack of angulations in hind-quarters with short, narrow lower thighs and cow hocked. He also lacks angulations in fore quarters and has short upper arms.



This dog is too short in neck; low on legs; too short in muzzle and even has a tail that is too short. She also lacks correct angulations; hence this is not a well balanced Lagotto.



STANDARD:

FOREQUARTERS:

General appearance:

Regular, upright seen from the front and in profile.

Shoulder:

Shoulder blades long (30 % of the height at withers), well laid back (52 - 55°), muscular, strong and closely attached to the chest, but moving freely. The scapulo-humeral angle ranges from 110° to 115°.

Upper arm:

Muscular, of thin bone structure, as long as the shoulder blade; its inclination to the horizontal ranges from 58 - 60°.

Elbow:

Well attached to the chest wall, but not too tightly; covered with thin skin; parallel to the median sagittal plane of the body as are the upper arms. The tip of the elbow is located on a vertical line lowered from the back end of the scapula to the ground.

Fore arm:

Perfectly vertical, long (36 % of the height at withers), with compact, strong bone of oval cross-section).

Carpus (Wrist):

Viewed from the front in a vertical line with the fore-arm; fine, robust and mobile; pisiform bone markedly protruding.

Metacarpus (Pastern):

Rather less thick and of finer bone compared with the forearm, it's fine and resilient. Seen in profile, it forms an angle of 75° to 80° with the ground.

Forefeet:

Slightly rounded, compact, with arched and tight toes. Nails strong and curved. Pads well pigmented. Interdigital membranes very well developed.

COMMENTS:

Bone structure should be strong but never heavy or coarse. The breed is as a whole rather lightly built, according to the weights that are required. Stamina and endurance are important but they do not come with heavy bone. It is the thick, woolly coat that gives the breed an appearance of being much heavier than it actually is. Unfortunately very wide, lose fronts with short upper arm are still seen. It is for the judges as well as for the breeders to deal with this problem as that construction is not in the best interest for the well being of the dog, whether it is for work or companionship.

NOTES:

.....

.....

.....


.....

.....

.....

.....

.....



Forearms should be completely straight, seen from all angles. Wrists should never be prominent and forefeet should be tight and compact, slightly rounded with well knit, high toes and thick pads.



Well made Lagotto that has been shaved down (should be done at least once a year) and shows excellent front and correct bone.



This low legged dog has short upper arms which gives a wide front action. The hindquarters are not in coordination which results in raised loin and the head is held low. Neither is typical for the Lagotto.



Young dog with well made fore quarters, strong pasterns although his feet locks a bit flat.



Female with excellent front and forearms and where it clearly shows the correct, rather narrow front and where the chest is widening behind the upper arms.



STANDARD:

HINDQUARTERS:

General Appearance:

Powerful, upright seen from the rear, well proportioned to the size of the dog and parallel.

Thigh:

Long (35 % of the height at withers), with clearly defined and visible muscles. The axis of the femur has a distinct inclination of 80° to the horizontal. The coxo-femoral angle ranges from 105° to 110°. The thigh is parallel to the median plane of the body.

Stifle (Knee):

The angle of the stifle ranges from 130° to 135°.

Lower thigh:

Slightly longer than the upper thigh (36 % of the height at withers), well boned and muscled, with marked muscular groove. Its inclination to the horizontal ranges from 50° to 55°. Its direction is parallel to the median plane of body.

Hock joint:

Wide, thick, lean, with clear-cut bone; parallel to the median plane of the body; the tibio-metatarsal angle is ca. 140°.

Metatarsus (Rear pastern):

Thin, cylindrical, perpendicular to the ground. No dewclaws.

Hind feet:

Slightly more oval-shaped than forefeet and toes slightly less arched.

COMMENTS:

During the first stages of the breeds recognition during the 1980-ies and early 1990 it was repeatedly said that the Lagotto had weak hindquarters with thin legs and cow hocks. Dogs moved very close behind unfortunately the tendency can still be seen although it is rare, anyway in Scandinavia. The standards first phrases under hindquarters are very important. "Powerful, upright seen from the rear, well proportioned to the size of the dog and parallel". With that read it should be obvious that it is untypical with narrow hindquarters, narrow thighs and close movement.

NOTES:

.....

.....

.....

.....

.....

.....

.....



A very young dog with well balanced hindquarters, strong hocks and correct angulations.



An adult male with strong hindquarters with broad thighs and strong hocks.



Dog that lacks correct angulations and has a short steep croup and a short, terrier like tail. The groomed out coat does not help the general picture.



Dog that isn't as well angulated as the one on the left but seems to co-ordinate which usually gives even movement.



Parallel hindquarters & excellent hocks but as the coat has been groomed out and gives an impression of bulkiness and very low legs the general impression is no longer correct.



Excellent front, head and coat but the picture is spoiled by weak hindquarters and thin lower thighs and hocks.



STANDARD:

Gait/Movement:

Walk regular, trot energetic and brisk, gallop for short periods.

COMMENTS:

The use of the word "regular" is just to say that movement should be effortless, even and free. When the speed increases the trot becomes more brisk and energetic. Lagotto should never move sluggish or heavy with lack of vitality.



Lagotto with excellent, brisk and energetic movement. The dog has a typical alert expression and with good reach both fore and aft.



A Lagotto moving at fast trot with excellent reach and covering ground very well. Lagotto is a working dog and hence has to have great endurance and the search for truffles often takes place in autumn and wintertime when weather conditions with heavy clay ask for strong dogs.



NOTES:

.....

.....

.....

.....

.....

.....

.....

.....



ABOVE LEFT: Movement that is free and effortless is the effect when the dog is well constructed.

ABOVE: Movement that is not co-ordinate. Front action that is wide which is the effect from short upper arms. Hind legs that almost cross over under the body are the effect of a steep croup and weak hindquarters.

LEFT: The dog on the left is pacing and shows no vitality at all. The brown dog is wide in front and also lacks angulations behind to the effect that the hind legs almost collide under the body.



STANDARD:

Skin:

Thin, close fitting all over the body, without wrinkles. Pigmentation of the skin connecting with mucous membranes and of pads ranges from light to dark and very dark brown.

Coat:

Hair:

Of woolly texture, never twisted to form thin cords, semi-rough on the surface, with tight, ring shaped curls, with visible undercoat. Curls must be evenly distributed all over the body and tail, except on the head, where the curls are not as tight forming abundant eyebrows, whiskers and beard. Even the cheeks are covered with thick hair. The topcoat and specially the undercoat are water-proof. If not clipped, the hair tends to become felted (as it continuous to grow); therefore a complete clipping must be performed at least once a year. Felted topcoat and undercoat must be removed periodically. The clipped coat must not be thicker than max four centimetres and it should be uniform with the silhouette of the dog. Only on the head the coat can be longer, but not as long as to cover the eyes. The area around the genitals and anus should be clipped short. The coat must not be formed and brushed up in the fashion of the Poodle and Bichon frisé breed. Coat clipped short preventing it from curling or assessment of texture. Any excessive hair-styling will exclude the dog from being qualified. The correct clip is un-pretentious and contributes to accentuate the natural, rustic look typical of the breed.

COMMENTS:

Experience in Scandinavia, since the breed was introduced in 1995, has shown that it is difficult to explain about the correct length of coat. Hopefully the following pictures can give an idea. The most important is of course to respect that the woolly, curly coat is one of the breed’s main features. With that said there is no excuse for soft, silky wavy coats – and they will never become correct with age! The thick, dense woolly coat is there for a purpose, i.e. to keep the dog warm and dry even if it is snowing or raining during the search for truffles.

NOTES:

.....

.....

.....

.....

.....

.....

.....



Dogs with excellent woolly, curly coats. The curls are covering the body except on head where they might be less curly.



Excellent curls on top of thick woolly coat and of correct length just following the shape of the body.



Another with excellent curls.



Perfect coat with thick, dense waterproof woolly coat that is covered in tight ring curls of a more harsh texture



Woolly coat but wavy instead of curly.



STANDARD:

Colour:

Off-white solid colour, white with brown or orange patches, brown roan, brown (in different shades) with or without white, orange with or without white. Some dogs have a brown to dark brown mask. Tan markings (in different shades) allowed.

COMMENTS:

The off-white colour is very often a very pale orange roan, i.e. white with minute spots of orange. Pure white is not really appreciated.

Brown is the genetic brown which can be any nuance of liver brown, purple brown or chocolate brown, as all nuances of brown are accepted. They may be with or without white markings. The same applies for orange.

Brown mask is it called when a dog is almost white except for a brown coloured head, with or without a white blaze. It does not say in the standard that the mask should cover ears and eyes but this is preferred according to a very old opinion thought to avoid risks for deafness or blindness.

The 2010 standard include brown with tan-markings. It was always accepted in Italy but by mistake omitted when the first standard was written. The brown and tan can be very intense in puppies but has a tendency to go paler with age and each clipping. A known fact with woolly coats.

NOTES:

.....

.....

.....

.....

.....

.....

.....

.....



The off-white colour is often registered as white/orange as it is not pure white but a very pale orange roan.



White with brown mask. Although the brown colour has started to fade one can see that the colour covers ears and eyes which is thought after although it is not stated in the standard.



Brown has always been a very popular colour in Sweden but has not been as frequent in country of origin. White markings are permissible.



The liver roan colour could consist of very small spots all over the body and only with a solid colour head or with more or less large brown patches.



Solid orange is probably the most unusual of the colours, white markings are permissible.



Liverbrown young dog with typical, symmetrical tan-markings. Inserted picture shows the same dog as an adult where it shows how much the colour can fade.



STANDARD:

**Size and weight:**

**Height at the withers:**

Males: 43 – 48 cms, (ideal height 46 cms)

Females: 41 – 46 cms, (ideal height 43 cms)

Tolerance of 1 cms, more or less (+/- 1 cms).

**Weight:** Males: 13 – 16 kgs. Females: 11 – 14 kgs.

### Faults:

Any departure from the foregoing points should be considered a fault and the seriousness with which the fault should be regarded should be in exact proportion to its degree and its effect upon the health and welfare of the dog and the ability to perform its traditional work.

### Disqualifying faults:

- Aggressive or overly shy.
- Any dog clearly showing physical or behavioural abnormalities shall be disqualified.
- Untypical specimen.
- Axes of the skull and the muzzle converging.
- Partial and/or total de-pigmentation.
- Dish-faced.
- Overshot bite.
- Pronounced undershot bite.
- Wall-eye.
- Tail carried over the back; anury or short tail, whether congenital or artificial.
- Mono or bilateral rear dewclaws.
- Docked tail.
- Coat not curled or clipped too short.
- Corded coat.
- Sculptured clip.
- Black coat, black patches or black pigmentation.
- Oversize or undersize.

### Eliminating Faults:

(Excluded from breeding)

- Overshot bite.
- Cryptorchidism; unilateral.
- Wall-eye.
- Black coat, black patches or black pigmentation.

**N.B.:**

Male animals should have two apparently normal testicles fully descended into the scrotum.

NOTES:

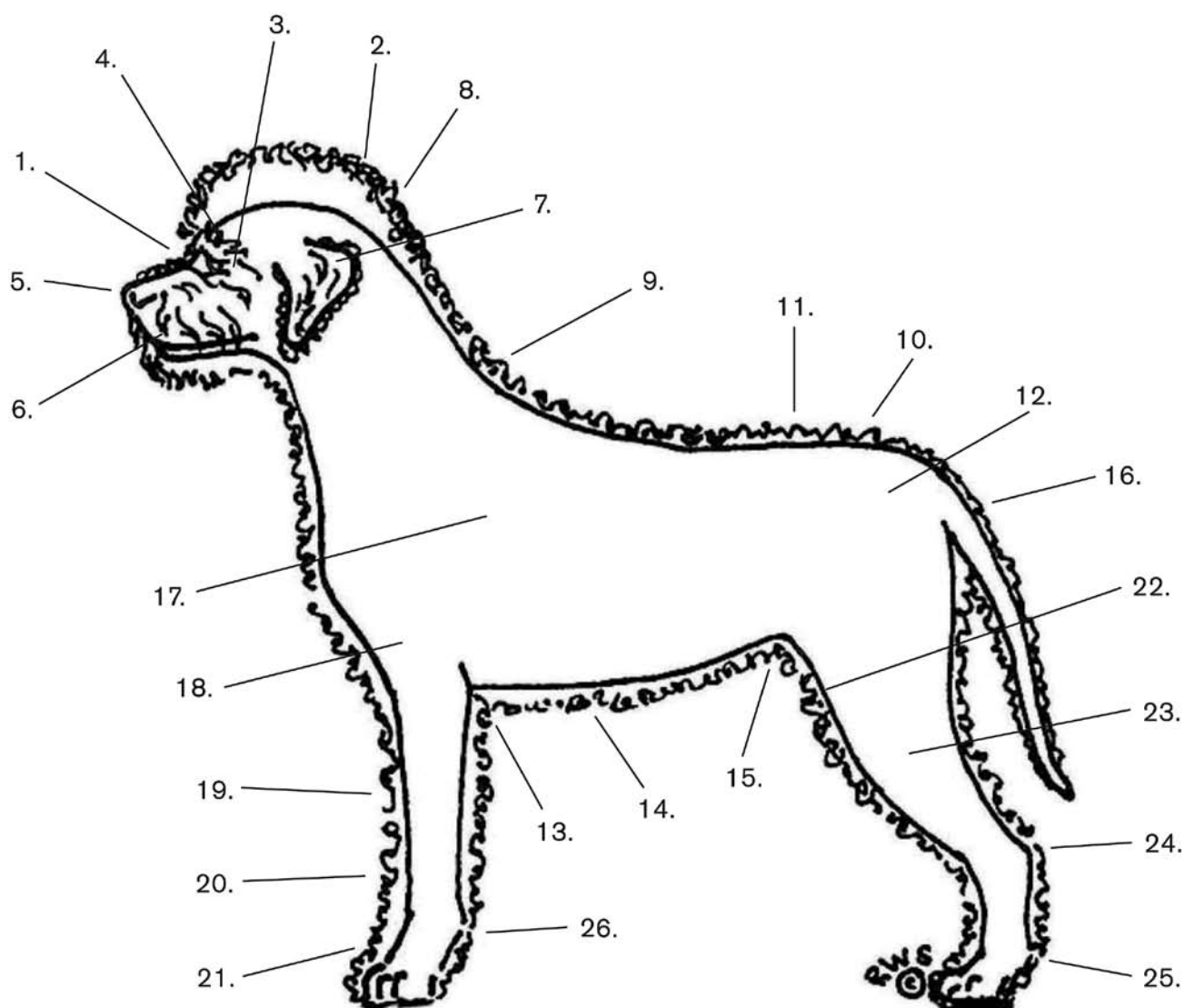


Historic photo from Empoli in 1992, the first time the Lagotto Romagnolo was shown at an official dog show, the year before ENCI (The Italian Kennel Club) approved the breed. Some of the founders of the breed and the breed club (Club Italiano Lagotto, CIL) are also pictured with several of the pioneer breeders.

Standing from left is Ludovici Babini, Dott. Antonio Morsiani who wrote the first standard and on his right, his son Dott. Giovanni Morsiani, still the president of CIL. The dog handlers are from left: Luciano Landi who did so much to promote the breed around in Europe (kennel di Casa Cleo) with Ch Fufa (litter sister to the famous Ch Rex); Mario Zanetti (kennel Mandriole) who sent many of the first Lagotto to United Kingdom; Franco Billi, owner of the famous "Il Professore", i.e. Rick a legend in the breed for type & for finding truffel (not the dog pictured); Carlo Conti who owned the first ever made up champion, Ch Pall (not the dog pictured). The dog on the far right is a son of Il Professore showing the excellent type from that line.

Note the size of the dogs – fitting the text in the standard very well – “a small to medium sized dog”.





# Nomenclature

---

1. Stop	10. Hipbone	19. Forearm
2. Occiput	11. Loin	20. Carpus (wrist)
3. Zygomatic arche	12. Croup	21. Metacarpus (pastern)
4. Brows	13. Elbow	22. Stifle (knee)
5. Nose	14. Underline	23. Lower thigh
6. Lips	15. Belly	24. Hock joint
7. Ear set	16. Tail set	25. Metatarsus (rear pastern)
8. Nape (crest)	17. Shoulder blade	26. Pisiform bone
9. Withers	18. Upper arm	